









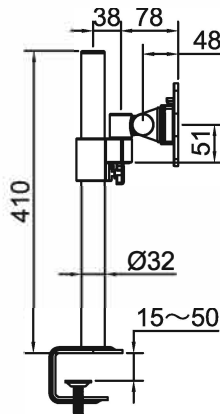


Product Features

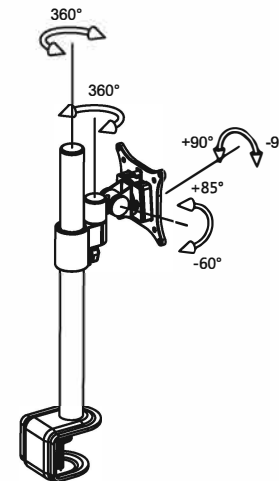
Technical parameter

Concise appearance ,smart design ,easy installtion .  
Multiple combination ,widly used in commercial office  
and home area.

										Desk thickness application (mm)	
LCD Size	Wt.Capacity (kg)	Post Height (mm)	Tilt	Swivel	Pivot	VESA	Packing size (mm)	NW (kg)	GW (kg)	Thru desk	desk clamp
≤30"	≤8	400	+85°~-60°	360°	±90°	75*75 100*100	535*200*155	2.1	2.5	10~50	15~50



Product Dimensions



Multifunctional adjustment figure